



PROGRAM GOALS

- Learn about the kangaroo's foot
- Understand the purpose of its shape

GRADES

3rd to 5th

MATERIALS

- Scissors

STANDARDS

- SCI.4.3.3

RECOMMENDED ASSESSMENT

- Ensure student participation
- Assess students on appropriateness of words used to describe kangaroo's tracks

Let's See Where They Went!


Practice your students' critical thinking skills as they learn about the Fort Wayne Children's Zoo kangaroos. The tracks of the kangaroos can reveal a lot of information of where they're traveling to or how they were traveling. See below for a variety of questions to engage your students even further:

- How does a kangaroo travel?
- Can you move like a kangaroo?
- Do you know what their footprints look like?
- What is unique about their foot?
- What other purposes do you think the foot serves?

Share the Eastern Grey Kangaroo's Tracks Guide to class and discuss how each track can reveal how they travel. The walking track consists of their hands, hind feet, and tail, while the hopping track only consists of a portion of the hind feet. "How fast do you think a kangaroo can hop?" *Take responses.* Kangaroos can reach top speeds up to 40 mph for short bursts. They can travel for long distances at 10-15 mph. They can cover 20 feet or more in a single hop. Next, share a photo of the kangaroo foot and ask, "Why do you think the middle toe is different?" *Take responses.* The middle toe on the hindfoot is used for cleaning their thick fur. The middle toe looks large because the two digits are fused together to form a "grooming comb." Next, share a photo of the hands, and ask, "Why do you think they use their hands for movement?" *Take responses.* They use their forepaws and their tail to help move more slowly than hopping, hence, walking. The kangaroo can't move his hind legs independently, like us, humans can for walking, which is why they jump around or use their forepaws and tails to assist in walking. Share the last photo, and ask them, "What do you think this kangaroo is doing?" *Take responses.* This kangaroo is walking.

Cut out the tracks and place them all over the classroom. Challenge your students to hop around if the tracks reveal that they're hopping. If the tracks reveal that they're walking, have them walk like a kangaroo until reaching to the next track. Be on the lookout for the kangaroos at the zoo! Share your lessons with the Fort Wayne Children' Zoo. Tag #fwkidszoo or email education@kidszoo.org to express how you used these supplemental activities!





Eastern Grey Kangaroo's Tracks Guide




Front, Tail, & Hind Foot tracks



Walking track


Hopping track



Examine the bottom of a kangaroo's hind foot. Why do you think the middle toe is different?



Examine the kangaroo's forepaw. Why do you think they use their forepaws for traveling?



What do you think this kangaroo is doing?

